knowdeck

M

AI can make mistakes. Consider checking important information.
knowdeck.me

Table of Contents

Table of Contents 2

Topics in this Unit: 3

National Income Accounting 4

National Income Accounting: Overview of Macroeconomics 9

Basic concepts of NationalIncome Accounting Macro Economics Issues 14

18

19

Basic concepts of NationalIncome Accounting Macro Economics Issues: Inflation■causes 22

consequences and remedies 25

consequences and remedies: Monetary and Fiscal policy 27

knowdeck

AI can make mistakes. Consider checking important information.

Unit 1

Topics in this Unit:

- National Income Accounting
- National Income Accounting: Overview of Macroeconomics
- Basic concepts of NationalIncome Accounting Macro Economics Issues
- Basic concepts of NationalIncome Accounting Macro Economics Issues: Introduction to Business Cycle
- Basic concepts of NationalIncome Accounting Macro Economics Issues: Inflationcauses
- consequences and remedies
- consequences and remedies: Monetary and Fiscal policy

knowdeck

AI can make mistakes. Consider checking important information.

National Income Accounting

Fundamentals of National Income Accounting in Macroeconomics

• National Income Accounting is a systematic framework used in macroeconomics to measure the total economic activity of a country, capturing the aggregate income generated by production within a specific period, typically a year.

• Core concepts include Gross Domestic Product (GDP), Gross National Product (GNP), Net National Product (NNP), National Income (NI), Personal Income (PI), and Disposable Income (DI), each representing different income aggregates relevant for economic analysis.

• GDP measures the market value of all final goods and services produced within a country's borders, regardless of ownership, making it the primary indicator of economic performance.

• GNP adjusts GDP by adding net income earned from abroad (income receipts minus income payments), reflecting the total income earned by a nation's residents and businesses, domestically and internationally.

• Mathematically, GDP can be expressed as

$$GDP = C + I + G + (X - M)$$

, where

C

is consumption,

knowdeck

AI can make mistakes. Consider checking important information.

I

is investment,

G

is government spending,

X

is exports, and

M

is imports.

Key Characteristics and Properties of National Income Measures

• National income aggregates are comprehensive, capturing all economic activities within an economy, but exclude intermediate goods to avoid double counting, focusing only on final goods and services.

• They are measured over a specific time period, usually annually or quarterly, enabling comparisons over time to analyze economic growth or contraction.

• These measures are nominal or real; nominal values use current prices, while real values adjust for inflation, providing a clearer picture of actual economic growth.

• National income accounting incorporates depreciation (capital consumption allowance) to distinguish between gross and net measures, where

AI can make mistakes. Consider checking important information.
knowdeck.me
knowdeck

$$NNP = GNP - Depreciation$$

.

• Data sources include surveys, tax records, business accounts, and government statistics, ensuring accuracy but also posing challenges due to informal sectors and data collection limitations.

Importance and Applications of National Income Accounting in Macroeconomics

• National income data is crucial for policymakers to design fiscal and monetary policies aimed at stabilizing or stimulating the economy based on growth, inflation, and employment trends.

• It helps in assessing the standard of living and economic welfare by comparing per capita income across countries and over time, guiding development strategies.

• Businesses and investors use national income statistics to forecast economic conditions, influencing investment decisions and market strategies.

• International organizations rely on these accounts to compare economic performance globally, allocate aid, and monitor economic convergence or divergence.

• National income accounting provides the foundation for calculating key macroeconomic indicators such as GDP growth rate, savings rate, and income distribution metrics.

knowdeck

AI can make mistakes. Consider checking important information.
knowdeck.me

knowdeck

Methodologies and Processes in National Income Accounting

• There are three main approaches to measuring national income: the Production (Output) Approach, the Income Approach, and the Expenditure Approach, each providing a different perspective but theoretically yielding the same GDP value.

• The Production Approach sums the value added at each stage of production across all industries, avoiding double counting by subtracting intermediate consumption from gross output.

• The Income Approach aggregates all incomes earned by factors of production: wages, rents, interests, and profits, plus taxes minus subsidies on production and imports.

• The Expenditure Approach totals all spending on final goods and services: consumption, investment, government expenditure, and net exports, expressed as

$$GDP = C + I + G + (X - M)$$

.

• Adjustments are made for statistical discrepancies, depreciation, and indirect taxes to reconcile differences and derive net measures like NNP and National Income.

Limitations, Challenges, and Real-World Examples of National Income Accounting

AI can make mistakes. Consider checking important information.

knowdeck

- National income accounting often underestimates economic activity in informal sectors, such as unregistered small businesses and household production, leading to incomplete GDP estimates.

- Non-market transactions like volunteer work and home production are excluded, which can distort welfare comparisons between economies with different social structures.

- Environmental degradation and resource depletion are not accounted for, causing GDP growth figures to sometimes mask unsustainable economic practices.

- Example: During the COVID-19 pandemic, GDP figures dropped sharply worldwide, illustrating how national income accounts reflect real economic shocks but may lag in capturing informal economic resilience.

- Another example is the digital economy, where free digital services contribute to welfare but are difficult to measure in GDP, challenging traditional accounting methods.

AI can make mistakes. Consider checking important information.
knowdeck.me

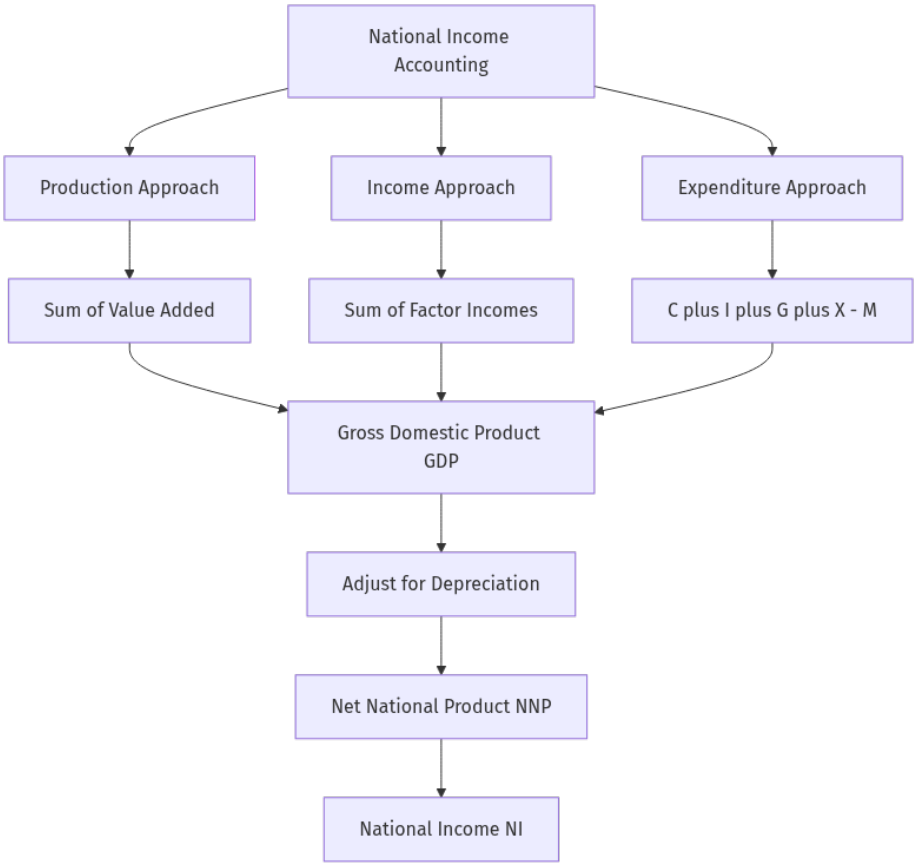

Figure: National Income Accounting

National Income Accounting: Overview of Macroeconomics

Fundamentals of National Income Accounting in Macroeconomics

• National Income Accounting (NIA) is a systematic framework used in macroeconomics to measure the total economic activity of a country, capturing the aggregate income, output, and expenditure within a specific period, typically a year.

• Core concepts include Gross Domestic Product (GDP), Gross National Product (GNP), Net National Product (NNP), National Income (NI), Personal Income (PI), and Disposable Income (DI), each representing different facets of economic measurement.

knowdeck

AI can make mistakes. Consider checking important information.
knowdeck.me

knowdeck

• GDP measures the market value of all final goods and services produced within a country's borders, while GNP adjusts GDP by adding net income from abroad, reflecting the income of residents regardless of location.

• The accounting identities ensure consistency: GDP = C + I + G + (X - M), where C is consumption, I is investment, G is government spending, X is exports, and M is imports, highlighting the expenditure approach.

• Understanding these fundamentals is crucial for macroeconomic analysis, policy formulation, and international comparisons, as they provide quantifiable indicators of economic health and growth.

Key Characteristics and Properties of National Income Measures

• National income aggregates are comprehensive, covering all economic activities but exclude intermediate goods to avoid double counting; only final goods and services are included in GDP calculations.

• They are measured over a specific period, often quarterly or annually, providing a temporal snapshot of economic performance and facilitating trend analysis.

• Valuation is based on market prices, reflecting the monetary value of output, which allows for aggregation but may omit non-market activities and informal sectors, impacting accuracy.

• Adjustments for inflation lead to Real GDP, which reflects volume changes by removing price effects, enabling comparisons over time and assessment of true economic growth.

AI can make mistakes. Consider checking important information.
knowdeck.me

• National income accounts maintain consistency through three approaches—production (output), income, and expenditure—each theoretically yielding the same GDP figure, reinforcing the reliability of data.

Importance and Applications of National Income Accounting in Macroeconomics

• NIA provides essential data for policymakers to design fiscal and monetary policies aimed at stabilizing and stimulating economic growth by understanding income flows and expenditure patterns.

• It enables measurement of economic performance, allowing comparisons across countries and time periods, which is vital for international economic analysis and development planning.

• Through indicators like GDP per capita, NIA helps assess living standards and economic welfare, guiding social policy and resource allocation decisions.

• It supports business cycle analysis by identifying phases of expansion, peak, contraction, and trough, helping governments and businesses anticipate and respond to economic fluctuations.

• NIA data is foundational for macroeconomic modeling and forecasting, underpinning econometric analyses that predict future economic conditions and evaluate policy impacts.

Detailed Methodologies and Mathematical Foundations

knowdeck

AI can make mistakes. Consider checking important information.
knowdeck.me

knowdeck

• The Expenditure Approach sums total spending on final goods and services:

$$GDP = C + I + G + (X - M)$$

, where each component represents consumption, investment, government spending, exports, and imports respectively.

• The Income Approach calculates GDP by summing all incomes earned: wages, rents, interest, and profits, expressed as

$$GDP = W + R + i + P + T - S$$

, where T is taxes and S subsidies on production.

• The Production (Output) Approach aggregates the value added at each production stage:

$$GDP = \sum (Gross\ Output - Intermediate\ Consumption)$$

, ensuring no double counting of inputs.

• Net National Product (NNP) adjusts GNP by subtracting depreciation (capital consumption allowance):

$$NNP = GNP - Depreciation$$

, reflecting the net output available for consumption or investment.

• National Income (NI) is derived by subtracting indirect taxes and adding subsidies to NNP at market prices:

AI can make mistakes. Consider checking important information.

$$NI = NNP_{MP} - Indirect\ Taxes + Subsidies$$

, representing total income earned by residents.

Real-World Applications, Limitations, and Considerations

• National income data guides government budget planning, taxation policies, and social welfare programs by revealing the economy's capacity and income distribution patterns.

• It informs international organizations, such as the IMF and World Bank, in assessing economic stability and eligibility for financial assistance or development aid.

• Limitations include exclusion of non-market activities (e.g., household labor), underground economy, and environmental degradation, which can lead to underestimation or misrepresentation of true economic welfare.

• Measurement challenges arise from data collection difficulties, informal sector size, and valuation of government services, requiring statistical adjustments and estimations.

• Despite limitations, NIA remains indispensable for macroeconomic analysis; combining it with complementary indicators (e.g., Human Development Index) provides a more holistic view of economic progress.

knowdeck

AI can make mistakes. Consider checking important information.
knowdeck.me

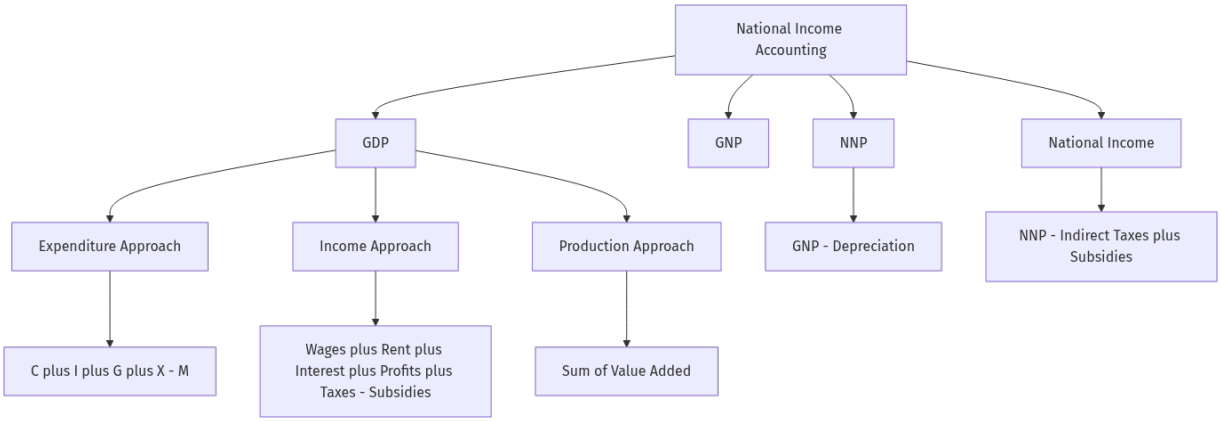

Figure: National Income Accounting: Overview of Macroeconomics

Basic concepts of NationalIncome Accounting Macro Economics Issues

Fundamental Concepts of National Income Accounting in Macroeconomics

• National Income Accounting (NIA) is a systematic framework used in macroeconomics to measure the overall economic activity of a country, focusing on the total income earned by factors of production within a specific period, usually a year.

• Key aggregates include Gross Domestic Product (GDP), Gross National Product (GNP), Net National Product (NNP), National Income (NI), Personal Income (PI), and Disposable Income (DI), each reflecting different aspects of economic output and income distribution.

• GDP represents the total market value of all final goods and services produced within a country's borders, while GNP adjusts GDP by adding net income from abroad, reflecting income earned by nationals regardless of location.

knowdeck

AI can make mistakes. Consider checking important information.
knowdeck.me

• NNP is derived by subtracting depreciation (capital consumption allowance) from GNP, indicating the net value of output available for consumption or investment; National Income further adjusts NNP by accounting for indirect taxes and subsidies.

• Personal Income refers to the total income received by individuals before personal taxes, and Disposable Income is the income available to households after taxes, crucial for analyzing consumption patterns and saving behavior in macroeconomic models.

Key Characteristics and Measurement Methods of National Income

• National Income is measured using three main approaches: the Production (Output) Approach, the Income Approach, and the Expenditure Approach, each providing a different perspective but theoretically yielding the same result.

• The Production Approach sums the value added at each stage of production across all industries, avoiding double counting by subtracting intermediate goods' value from gross output.

• The Income Approach totals all incomes earned by factors of production—wages, rents, interest, and profits—emphasizing the distribution of national income among labor, capital, and land.

• The Expenditure Approach aggregates total spending on final goods and services by households, businesses, government, and net exports (exports minus imports), reflecting demand-side macroeconomic activity.

• Mathematically, GDP can be expressed as:

$$GDP = C + I + G + (X - M)$$

knowdeck

AI can make mistakes. Consider checking important information.
knowdeck.me

, where

C

is consumption,

I

is investment,

G

is government spending,

X

is exports, and

M

is imports.

Importance and Applications of National Income Accounting in Macroeconomics

• National Income data is essential for assessing economic performance, enabling policymakers to track growth rates, identify recession periods, and formulate fiscal and monetary policies accordingly.

• It helps in international comparisons of economic well-being and productivity by providing standardized measures like GDP per capita, adjusted for purchasing power parity (PPP) to compare living standards.

knowdeck

AI can make mistakes. Consider checking important information.
knowdeck.me

knowdeck

• National Income figures guide government budget planning, taxation policies, and social welfare programs by indicating the economy's capacity to generate revenue and sustain public expenditure.

• Macroeconomic models, such as the Keynesian aggregate demand model, rely on National Income components to analyze the effects of changes in consumption, investment, and government spending on overall output and employment.

• For example, during a recession, a drop in GDP signals reduced economic activity, prompting stimulus measures; conversely, rapid GDP growth may trigger inflation concerns, influencing central bank interest rate decisions.

Limitations, Challenges, and Mathematical Foundations in National Income Accounting

• One major limitation is the exclusion of non-market activities such as household labor and informal sector output, which can lead to underestimation of true economic activity in developing economies.

• National Income accounting does not account for income distribution inequalities, environmental degradation, or depletion of natural resources, which are critical for sustainable development assessments.

• Measurement challenges include data collection inaccuracies, valuation problems (e.g., assigning prices to government services or illegal activities), and timing issues affecting quarterly or annual estimates.

• Mathematically, Net National Product (NNP) is calculated as

AI can make mistakes. Consider checking important information.
knowdeck.me

$$NNP = GNP - Depreciation$$

, and National Income (NI) is

$$NI = NNP - IndirectTaxes + Subsidies$$

, reflecting adjustments for capital consumption and government interventions.

• Despite limitations, National Income Accounting remains a foundational tool in macroeconomics, providing quantitative bases for economic analysis, forecasting, and policy evaluation, while ongoing improvements aim to address its shortcomings.

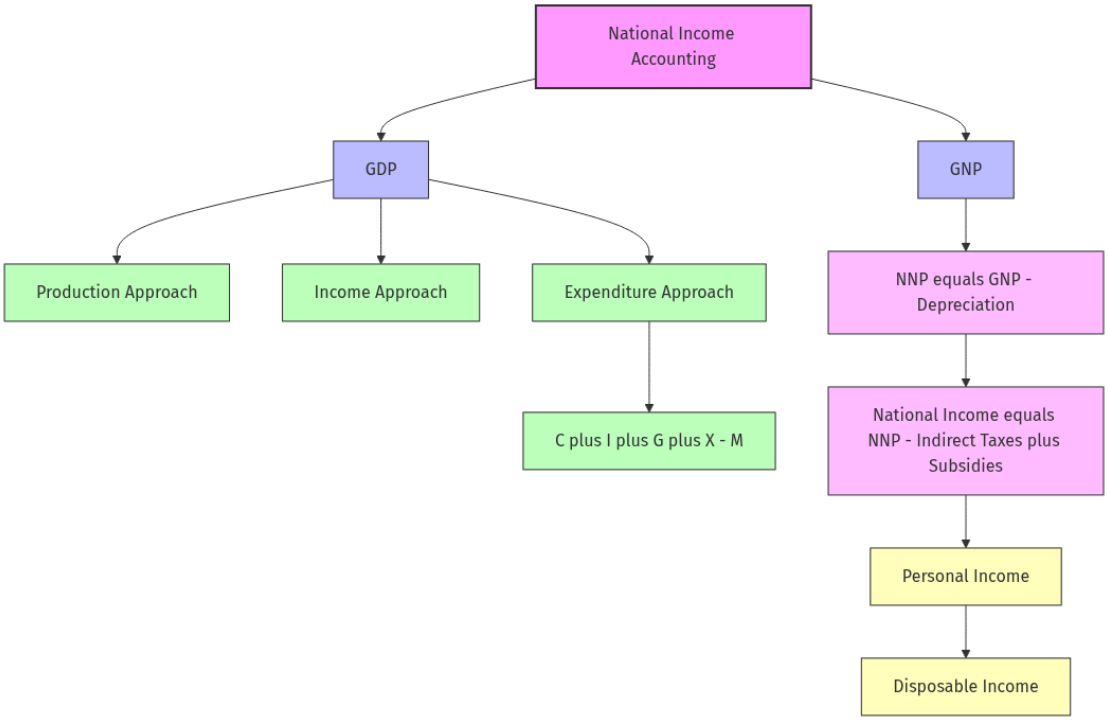

Figure: Basic concepts of NationalIncome Accounting Macro Economics Issues

Basic concepts of NationalIncome Accounting Macro Economics Issues: Introduction to Business

AI can make mistakes. Consider checking important information.
knowdeck.me
knowdeck

Cycle

Basic Concepts of National Income Accounting in Macroeconomics

• National Income Accounting measures the total economic activity of a country, capturing the aggregate income, output, and expenditure within a given period, essential for macroeconomic analysis and policy formulation.

• Key components include Gross Domestic Product (GDP), Gross National Product (GNP), Net National Product (NNP), and National Income (NI), each reflecting different aspects of economic performance and income generation.

• GDP can be calculated via three approaches: the production approach (sum of value added), the income approach (sum of incomes), and the expenditure approach (sum of spending), all theoretically equal in macroeconomics.

• Mathematically, GDP by expenditure is expressed as

$$GDP = C + I + G + (X - M)$$

, where C = consumption, I = investment, G = government spending, X = exports, and M = imports.

Macro Economic Issues Related to National Income Accounting

• National income data helps identify macroeconomic issues such as inflation, unemployment, economic growth, and income distribution, providing a quantitative basis for policy decisions.

knowdeck

AI can make mistakes. Consider checking important information.
knowdeck.me

knowdeck

• Limitations include difficulties in measuring informal sector activities, non-market transactions, and quality changes, which can lead to underestimation or misinterpretation of economic health.

• Real GDP adjusts nominal GDP for inflation using a price index, allowing comparison of economic output over time, calculated as

$$Real\ GDP = \frac{Nominal\ GDP}{Price\ Index} \times 100$$

.

• Macroeconomic issues also arise from cyclical fluctuations, structural changes, and external shocks, all of which affect national income and require detailed analysis for stabilization policies.

Introduction to Business Cycle in Macroeconomics

• The business cycle represents the fluctuations in economic activity over time, characterized by phases: expansion, peak, contraction (recession), and trough, reflecting changes in GDP and employment.

• During expansion, GDP grows, unemployment falls, and consumer confidence rises; contraction sees declining GDP, rising unemployment, and reduced spending, impacting national income levels.

• Business cycles are influenced by factors such as changes in aggregate demand and supply, monetary and fiscal policies, technological innovations, and external shocks like oil price changes.

AI can make mistakes. Consider checking important information.
knowdeck.me

• Mathematically, the output gap

$(Y - Y^*)$

measures deviation from potential GDP

Y^*

, where

Y

is actual GDP; positive gaps indicate booms, negative gaps indicate recessions.

Applications and Limitations of National Income Accounting and Business Cycle Analysis

• National income accounting guides policymakers in designing fiscal and monetary policies by providing data on economic performance, helping to stabilize the business cycle and promote sustainable growth.

• Business cycle analysis assists in forecasting economic downturns or expansions, enabling governments and businesses to prepare for changes in employment, inflation, and investment conditions.

• Limitations include time lags in data availability, measurement errors, and the inability of national income figures to capture environmental degradation or income inequality fully.

knowdeck

AI can make mistakes. Consider checking important information.
knowdeck.me

• Practical example: During the 2008 recession, GDP contraction signaled a severe business cycle downturn, prompting stimulus measures; however, informal sectors were less reflected in official accounts, complicating recovery assessments.

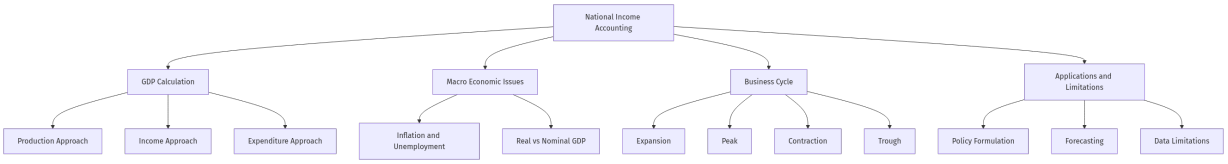

Figure: Basic concepts of NationalIncome Accounting Macro Economics Issues: Introduction to Business Cycle

Basic concepts of NationalIncome Accounting Macro Economics Issues: Inflationcauses

Basic Concepts of National Income Accounting in Macroeconomics

• National Income Accounting measures the total economic activity of a country, capturing the aggregate income earned by factors of production within a specific period, typically a year, reflecting the overall economic performance.

• Key components include Gross Domestic Product (GDP), Gross National Product (GNP), Net National Product (NNP), and National Income (NI), each representing different stages of income aggregation and adjustments for depreciation and net foreign income.

• GDP can be calculated by three approaches: the production (output) approach, the income approach, and the expenditure approach, all theoretically yielding the same total but focusing on different economic activities.

• Mathematically, GDP by expenditure is expressed as

knowdeck

AI can make mistakes. Consider checking important information.
knowdeck.me

$$GDP = C + I + G + (X - M)$$

, where C is consumption, I is investment, G is government spending, X is exports, and M is imports, highlighting the flow of spending in the economy.

Key Characteristics and Importance of National Income Accounting

• National Income Accounting provides a quantitative basis for assessing economic growth, living standards, and policy effectiveness by tracking changes in aggregate income and output over time.

• It helps policymakers design fiscal and monetary policies by understanding the size and structure of the economy, enabling targeted interventions to stabilize or stimulate economic activity.

• Limitations include difficulty in accounting for informal sectors, non-market transactions, and quality changes in goods and services, which can lead to underestimation or misrepresentation of true economic welfare.

• For example, a country with rising GDP but increasing income inequality may still face social challenges, showing that National Income figures must be interpreted alongside other socioeconomic indicators.

Macroeconomic Issues: Inflation and Its Causes

• Inflation is the sustained increase in the general price level of goods and services in an economy over time, reducing the purchasing power of money and affecting economic stability.

knowdeck

AI can make mistakes. Consider checking important information.
knowdeck.me

• Demand-pull inflation occurs when aggregate demand exceeds aggregate supply at full employment, causing prices to rise; for instance, increased consumer spending during economic booms can trigger this type.

• Cost-push inflation arises from rising production costs, such as wages or raw materials, which firms pass on to consumers as higher prices; an example is oil price shocks increasing transportation and manufacturing costs.

• Built-in inflation results from adaptive expectations where workers demand higher wages to keep up with past inflation, creating a wage-price spiral that perpetuates inflationary pressures in the economy.

Mathematical Foundations and Real-World Applications of Inflation Causes

• The Quantity Theory of Money expresses inflation mathematically as

$$MV = PY$$

, where M is money supply, V is velocity of money, P is price level, and Y is real output; an increase in M without Y growth leads to inflation.

• Phillips Curve illustrates an inverse relationship between unemployment and inflation in the short run, suggesting that low unemployment can increase wage demands and prices, though this trade-off may not hold long-term.

• In practice, central banks monitor inflation indicators and adjust interest rates to control money supply growth, aiming to keep inflation within target ranges to maintain economic stability.

knowdeck

AI can make mistakes. Consider checking important information.
knowdeck.me

• For example, during the 1970s stagflation, simultaneous high inflation and unemployment challenged traditional policies, highlighting complexities in managing inflation causes in real economies.

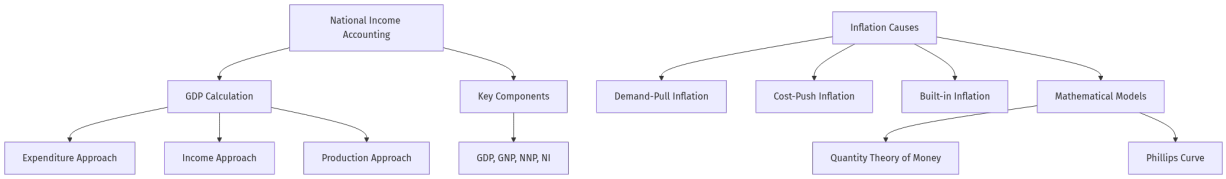

Figure: Basic concepts of NationalIncome Accounting Macro Economics Issues: Inflationcauses

consequences and remedies

Consequences of Macroeconomic Imbalances

• Macroeconomic imbalances such as inflation, unemployment, and fiscal deficits can lead to reduced economic growth, lower investment, and increased poverty, impacting overall societal welfare and economic stability.

• High inflation erodes purchasing power, distorts price signals, and creates uncertainty, discouraging savings and long-term investment, which can slow down economic progress.

• Persistent unemployment results in lost output and income, social unrest, and increased government spending on welfare programs, thereby straining public finances.

• Large fiscal deficits and public debt can crowd out private investment, increase interest rates, and risk sovereign default, undermining confidence in the economy.

knowdeck

AI can make mistakes. Consider checking important information.
knowdeck.me

Remedies to Address Macroeconomic Problems

• Monetary policy tools such as adjusting interest rates and controlling money supply help stabilize inflation and influence economic activity, promoting price stability and growth.

• Fiscal policy measures including government spending adjustments and tax reforms can stimulate demand during recessions or cool down overheating economies, balancing growth and inflation.

• Structural reforms targeting labor markets, product markets, and institutions improve economic flexibility, enhance productivity, and reduce unemployment sustainably.

• International cooperation and exchange rate policies can help correct external imbalances like trade deficits, stabilizing currency values and promoting balanced growth.

Practical Examples and Applications

• During the 2008 global financial crisis, many countries used expansionary fiscal policies (increased government spending) and monetary easing (lower interest rates) to combat recession and high unemployment.

• Hyperinflation in Zimbabwe in the late 2000s was addressed by abandoning the local currency and adopting foreign currencies, stabilizing prices and restoring economic order.

• Germany's labor market reforms in the early 2000s (Hartz reforms) improved employment rates by increasing labor market flexibility and reducing structural unemployment.

knowdeck

AI can make mistakes. Consider checking important information.

• China's managed exchange rate policy helped maintain export competitiveness, supporting sustained economic growth and correcting trade imbalances over decades.

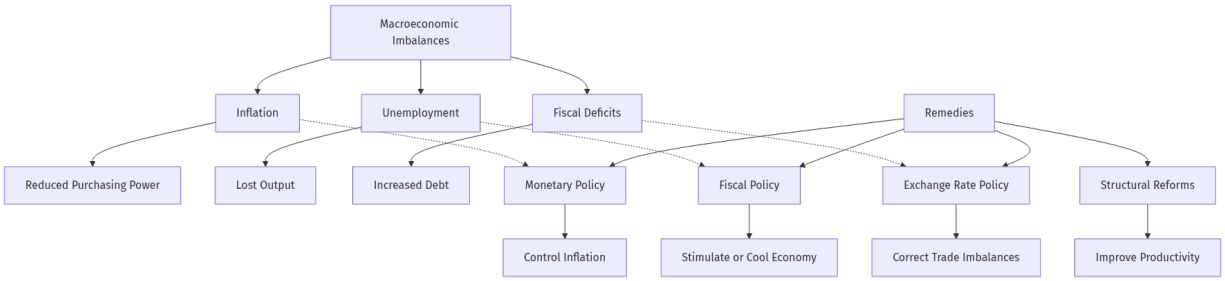

Figure: consequences and remedies

consequences and remedies: Monetary and Fiscal policy

Fundamentals of Monetary and Fiscal Policy in Macroeconomics

• Monetary policy involves central bank actions to control money supply and interest rates to influence macroeconomic variables like inflation, unemployment, and GDP growth. Key tools include open market operations, reserve requirements, and the discount rate.

• Fiscal policy refers to government decisions on taxation and public spending aimed at influencing economic activity. It affects aggregate demand directly through government expenditure and indirectly through taxation policies.

• Both policies target macroeconomic stability: controlling inflation, smoothing business cycles, and promoting sustainable growth. Monetary policy is typically more flexible and quicker to implement, while fiscal policy can be more direct but slower due to political processes.

knowdeck

AI can make mistakes. Consider checking important information.
knowdeck.me

• Core macroeconomic concepts linked to these policies include aggregate demand (AD), aggregate supply (AS), inflation rate (\pi), unemployment rate (u), and output gap (difference between actual and potential GDP).

• Mathematically, the impact of monetary policy on output can be modeled by the IS-LM framework, where LM curve shifts due to money supply changes, and fiscal policy shifts the IS curve via government spending (G) or taxes (T).

Consequences of Monetary Policy: Effects and Challenges

• Expansionary monetary policy lowers interest rates (i), stimulating investment (I) and consumption (C), thus increasing aggregate demand (AD) and output (Y). The relation can be expressed as \Delta Y = \frac{1}{1 - MPC} \times \Delta AD, where MPC is marginal propensity to consume.

• Contractionary monetary policy raises interest rates, curbing inflation but potentially increasing unemployment due to reduced spending and investment, illustrating the short-run trade-off in the Phillips Curve.

• Monetary policy may suffer from time lags: recognition lag, implementation lag, and impact lag, which can cause policy to be mistimed, leading to economic volatility.

• Liquidity traps occur when interest rates approach zero, limiting monetary policy effectiveness as people prefer holding cash over bonds, rendering further rate cuts ineffective.

• Unintended consequences include asset bubbles from prolonged low interest rates and exchange rate volatility affecting trade balances and capital flows.

knowdeck

AI can make mistakes. Consider checking important information.
knowdeck.me

knowdeck

Consequences of Fiscal Policy: Effects and Challenges

• Expansionary fiscal policy increases government spending (G) or decreases taxes (T), raising aggregate demand (AD = C + I + G + NX), which can boost output (Y) and reduce unemployment in the short run.

• Contractionary fiscal policy reduces deficits and inflationary pressures by cutting spending or increasing taxes, but risks slowing economic growth and increasing unemployment if applied too aggressively.

• Fiscal multipliers measure the effect of government spending or tax changes on GDP. For example, the government spending multiplier is \frac{1}{1 - MPC(1 - t)}, where t is the tax rate, showing how fiscal policy can amplify output changes.

• Crowding out occurs when increased government borrowing raises interest rates, reducing private investment (I), partially offsetting the fiscal stimulus effect on aggregate demand.

• Political and implementation delays, as well as difficulties in targeting spending efficiently, can reduce fiscal policy effectiveness and lead to increased public debt sustainability concerns.

Remedies and Policy Coordination in Macroeconomics

• To mitigate monetary policy lags, central banks use forward guidance and inflation targeting to anchor expectations, improving policy credibility and effectiveness in stabilizing inflation and output.

AI can make mistakes. Consider checking important information.
knowdeck.me

knowdeck

• Fiscal policy can be improved by automatic stabilizers like progressive taxes and unemployment benefits that adjust spending and taxes counter-cyclically without new legislation, smoothing economic fluctuations.

• Policy coordination between monetary and fiscal authorities enhances macroeconomic stability; for example, during recessions, expansionary fiscal policy combined with accommodative monetary policy can produce stronger recovery effects.

• Structural reforms complement monetary and fiscal policies by improving productivity and potential output, reducing the output gap and easing inflationary pressures in the long run.

• Mathematically, combined policy effects can be analyzed using the AD-AS model, where simultaneous shifts in AD (due to fiscal and monetary policy) influence equilibrium output (Y*) and price level (P*), balancing growth and inflation.

Real-World Applications and Limitations

• During the 2008 Global Financial Crisis, central banks worldwide implemented aggressive monetary easing (near-zero interest rates and quantitative easing) to stabilize financial markets and stimulate growth.

• Fiscal stimulus packages, such as the 2020 COVID-19 relief measures, increased government spending and tax relief to support incomes and demand amid sharp economic contractions.

• Limitations include the zero lower bound on interest rates limiting monetary policy, and high public debt constraining fiscal policy space, especially in developing economies.

AI can make mistakes. Consider checking important information.
knowdeck.me

knowdeck

• Inflation targeting regimes help anchor inflation expectations but may conflict with output stabilization objectives during supply shocks, requiring careful policy calibration.

• Mathematical models like the Taylor Rule guide monetary policy by prescribing interest rate settings based on inflation deviations and output gaps:

$$i_t = r^* + \pi_t + 0.5(\pi_t - \pi^*) + 0.5(y_t - y^*)$$

, where

i_t

is nominal interest rate,

r^*

real equilibrium rate.

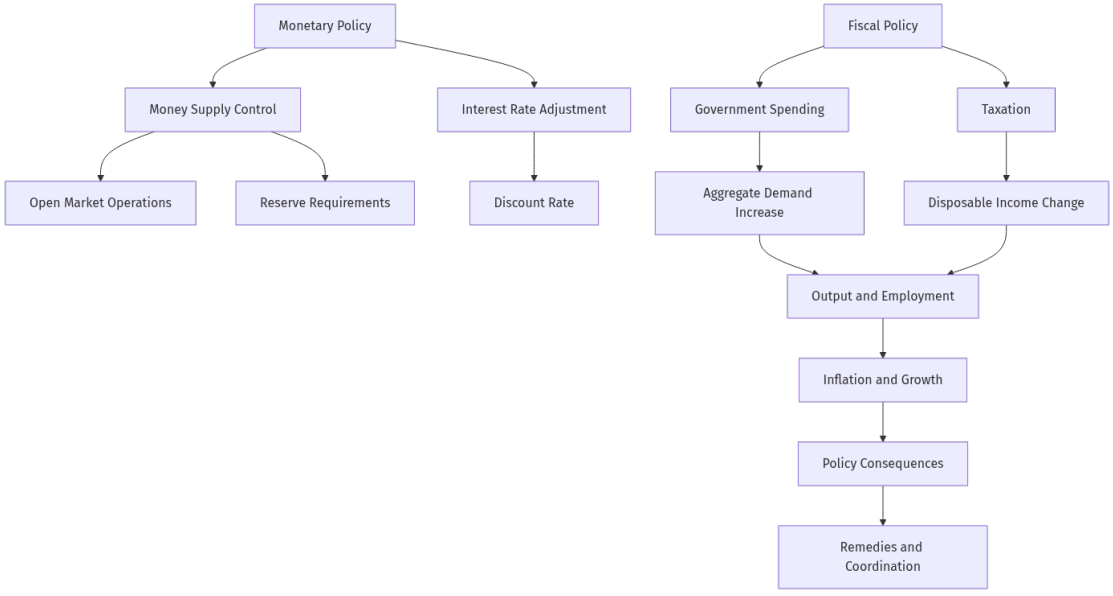

Figure: consequences and remedies: Monetary and Fiscal policy

AI can make mistakes. Consider checking important information.
knowdeck.me

knowdeck

AI can make mistakes. Consider checking important information.